



The Fly Line

Washington County Fly Fishers

Federation of Fly Fishers

"Cultivating the art of fly fishing through a spirit of fellowship and resource enhancement"

www.wcflyfishers-ore.com

Issue #129

November, 2011

November Chapter Meeting

Tualatin Hills Parks and Recreation, Cedar Hills

11640 SW Park Way (corner of Cedar Hills Blvd and Park Way), Room D






Thursday, November 3, 2011, 7 p.m.

7:00 – 7:30	President Chuck Cooney opens the meeting: <ul style="list-style-type: none"> • Welcome to new members and guests • Planning for the December Holiday Banquet on December 1st. Volunteers needed • Sign-up sheet for November 19th outing on the Clackamas River • Fly Tyers' Rendezvous at Glenn Otto Park on November 5th. What we can do to help • Progress report on Westbrook Clubhouse renovation • 2012 planning for fish-alongs and outings as well as other functions and projects
7:30 – 8:30	Guest Speaker: Scott Richmond will present a "how-to" program on fishing "Alaska on a Budget."
8:30 – 9:00	Raffle: Tom Wideman has lined up another great menu of items for this month. Help support our club and enjoy the fun. Tickets will be sold throughout the meeting. Meeting adjourns.

Want to fish Alaska? Scott Richmond will show you how to do it without losing the farm!

Scott Richmond has been a well respected fisherman in the Northwest for many years. He has spoken to our club on at least two other occasions (July, 2010: "Fly Fishing the Deschutes" and September, 2011: "Fly Fishing for Carp"). These programs proved to be highly entertaining and informative. Don't miss Scott's encore performance this month on "Fishing Alaska on a Budget." He will provide you with advice that is not only practical but doable.

A little background on Scott: he is Westfly's Executive Director and devotes virtually his time to the development of our Northwest fisheries. His website www.westfly.com is visited more than any other in our part of the world. He is also the author of several well-known books that are a "must-read":

-  *Best Fly Waters, Deschutes River*
-  *Cascade Lakes*
-  *Endless Season*
-  *The Pocket Gillie*
-  *River Journal: Crane Prairie and Rogue River*

Scott is a wealth of information. This month's meeting will prove to be an excellent opportunity to expand your knowledge and understanding of our sport.

Washington County Flyfishers
www.wcflyfishers-ore.com

President

Chuck Cooney
503-642-2186
cacjcooney@aol.com

Vice President

George Wilson
503-524-3781
george_wilson@comcast.net

Secretary

Janet Graves
503-997-7667
graves_janet@hotmail.com

Treasurer

Cary Maycumber
503-646-7743
tacklenet@frontier.com

Newsletter Editors

Pete & Kathi Priepe
oregonfishwife@yahoo.com

Board of Directors

Gary Neilson, **Outing Chair**
503-649-1107
gneil@frontier.com
David Eisenhauer, **Librarian**
503-649-3804
dieisenhauer@gmail.com
Paul Keefner, **Awards Chair**
503-828-8400
p.keefner@yahoo.com
Paul Skelton, **Conservation Chair**
503-351-6182
paulskelton@comcast.net
John McNally, **Education Chair**
503-591-1972
jackdog1948@comcast.net
Hal Gordon, **Entertainment Chair**
503-642-1135
gordonhw@yahoo.com
Rich Taylor, **Website Chair**
503-356-8731
rich.taylor10@gmail.com
Tom Wideman, **Membership Chair**
503-579-3129
tom@widemans.com
David Wesley
503-848-0812
dcwesley@comcast.net
Don Nelson
503-579-5176
John Stalcup
503-538-0565
staljohn@frontier.com
Jerry Heppell
503-639-9408
gheppell5@frontier.com
Ralph Brooks
503-524-6217
rebrosks@bv.com
Bill Wolford
503-639-3509
wolfdojo1@yahoo.com

November 2011 President's Message

Happy Thanksgiving from WCFF

Holiday Banquet: Next month is our holiday banquet! This has always proven to be one of our most well-attended meetings, and this year should be no different. This year we will have the Banquet at **Tualatin Hill Parks and Recreation, Cedar Hill, 11640 SW Park Way (corner of Cedar Hills Blvd and Park Way) Room D** because the Westbrook Club House will not be remodeled until the end of the year. Plan to bring your family or significant others to the Banquet on Thursday, December 1st, **6 PM Start Time**. This event is open to everyone who is willing to contribute a side dish. All you are asked to do is bring your favorite side dish, casserole, salad, or dessert. In the past these dishes from you and your family have proven to make the meal, so just keep using your creativity and bring what you like. The Club will be providing ham and turkey. Whatever you do, don't forget your appetite, you will need it.

Fly Tyers' Rendezvous: Nov 5, 9 a.m. – 5 p.m. Sam Cox Building at Glenn Otto Park, Troutdale, Oregon. Take I-84 east to Lewis and Clark Park (Ex18), turn left up the Sandy River Bridge, cross the bridge and follow signs to the parking lot. Admission is free this year. Come see the tyers of the Northwest.

Guest Speaker: Scott Richmond, our speaker this month, will describe "Alaska on a Budget." I think that all of us would like to fly fish in Alaska. Don't miss his presentation.

Fly Tying Expo: The Northwest Fly Tyer and Fly Fishing Expo will be held on March 9th -10th, 2012 in Albany, Oregon. Our club is involved with solicitation of donations for the raffles and auctions that will be held at the event. If you know an individual (including yourself) or a company that would be willing to contribute please contact me at cacjcooney@aol.com.

Help wanted: Looking for help with set-up and clean-up for your Holiday Banquet. There will be a sign-up sheet at the November meeting if you wish to help.

.....Chuck

Upcoming Events

November 3.....Thursday, Monthly Meeting at THPR Cedar Hills (see front page) 7 pm

November 5.....Fly Tyers' Rendezvous, Glenn Otto Park, 9 am to 5 pm

November 17.....Thursday, Board Meeting at THPR, 7 pm

November 19.....Clackamas River Outing

December 1.....Thursday, Holiday Banquet at THPR Cedar Hills, 6 pm start time

Fly of the Month: Max Canyon



Hook: Salmon fly hood, loop eye, size 2 to 10
Thread: Black 6/0
Tail: Calf tail, white over orange
Rib: Oval Tinsel, silver
Body Rear 1/3rd: Ultra chenille (1 mm.), orange or yellow
Body Forward 2/3rd: Chenille, black
Beard: Schlappen, black
Wing: Calf tail, white over orange

Compliments of FFF Clubwire and Bob Bates

History: This is one of the many popular steelhead patterns. According to Dick Stewart and Farrow Allen in *Flies for Steelhead* it was developed about 1972 by Doug Stewart from Gresham, Oregon at Mack's Canyon on the Deschutes River. The name was misspelled to keep attention away from the already too popular Mack's Canyon area. Oregon folks and others popularized it. Also, the Oregon Council of the Federation of Fly Fishers used it as the logo for the 2010 Fly Tying Expo in Albany, OR. This version of the Max Canyon was tied by Dick Nicklas of Leavenworth, WA at the 2011 Washington Fly Fishing Fair in Ellensburg, WA.

How to Fish: For years anglers thought that you had to get on the stream bottom to catch steelhead. This would often result in hooking rocks and losing the fly and sometimes the whole fast sinking fly line. Later we learned that a quartering downstream cast with a full sink or even floating line would do the job. The time of the year and weather conditions influence the techniques. In the fall, quartering downstream is good. If there is ice freezing in the guides, going deep is still a reasonable idea. Staying home by the fire is also a good idea.

November is a good time to be moving toward steelhead season. Make friends with some successful steelhead anglers and learn from them. Tie a few flies. Some local fly shop employees can also help. Then you are ready to go fishing.

How to Tie:

1. Start thread at eye and wind rearward to just above the barb.
2. Tie in orange calf tail fibers to form a tail. Tie in a small clump of white calf tail above the orange to form a two-toned tail.
3. Attach a length of mylar tinsel or oval tinsel at the base of the tail.
4. Tie in a piece of orange or yellow chenille and wrap forward to cover one-fourth or one-third of the shank.
5. Attach black chenille and wrap forward to the front of the hook. Leave enough room to form the head of the fly.
6. Wrap tinsel forward in five turns.
7. Cut two pieces of black hackle to form beard at the bottom of the head. Length should be just short of the hook point.
8. Attach orange, then white calf tail to form the wing. Tips should extend to the bend of the hook.
9. Build head, whip finish, and apply head cement.

RIVER CITY FLY SHOP

"The Friendly Place for Fly Fishermen to Meet"

- *The finest in fly fishing equipment at fair prices*
- *Large selection of fly tying materials and supplies*
- *Huge assortment of flies*
- *Guide services*
- *Fly tying classes*
- *Fly casting lessons*
- *Personalized service and help for the expert and novice alike*

11429 S.W. Scholls Ferry Road
Beaverton, Oregon 97008

Phone (503) 579-5176

Fax (503) 579-4935

Hours: 10:00 a.m. – 6:00 p.m. Tuesday through Saturday 10:00 a.m. – 5 pm Sunday
Monday: "Gone Fishing"

I can help you land the home you want!

Tom & Cindy
WIDEMAN
Real Estate Team
Real people. Real results.
CALL 503-579-3129
KELLER WILLIAMS
A Division of

We're never too busy to take excellent care of your referrals!

Washington County Fly Fishers
19720 N.W. Metolius Drive
Portland, OR 97229