

Washington County Flyfishers
www.wcflyfishers-ore.com

President
Pete Priepeke
503-614-8115
ppriepeke@excite.com

Vice President
Jerry Heppell
503-639-9408
gheppell5@verizon.net

Treasurer
Cary Maycumber
503-646-7743
tackle.net@gte.net

Newsletter Editor
Kathi Priepeke
503-614-8115
oregonfishwife@yahoo.com

Board of Directors
David Wesley, **Outing Chair**
503-848-0812
dcwesley@comcast.net

Ralph Brooks
503-524-6217
rebros@bv.com

David Eisenhauer, **Librarian**
503-649-3804
bluenoser@techsensei.com

Paul Skelton, **Awards Chair**
503-351-6182

Shane Stewart, **Conservation Chair**
503-640-8346
wetfly54@comcast.net

John McNally, **Education Chair**
503-591-1972
jmcnally@hotmail.com

Don Nelson
503-579-5176

Paul Jensen
503-579-2250

Rich Taylor, **Website Chair**
503-356-8731
richtaylor2@gte.net

Tom Wideman, **Membership Chair**
503-579-3129
tgwideman@comcast.net

July President's Message

Donated Fishing Equipment: Last month I reported that the club donated 30 fishing rod outfits to the Oregon Department of Fish and Wildlife to be used for kids' fishing events that the Department sponsors throughout the year. This month we donated 10 more rods and reels to the Trask Hatchery. They host several fishing events a year for children and will make good use of the equipment. Special thanks once again to Paul Skelton and Don Nelson for making this happen. They were able to purchase these rods at cost through Allsports, a fishing equipment distributor, and deliver them to the Trask Hatchery. As always, your club dollars are being used for good causes.

Annual Barbecue: The month of August marks the date for our annual barbecue. It will take place on August 2nd at our monthly meeting. **The festivities will start one hour earlier than usual, at 6:00 p.m. rather than 7:00 p.m.** The club will provide the entrée: sockeye salmon, halibut, and pork ribs. All you have to do is provide your appetite and your favorite side dish. Baked beans, bread, salads, and desserts of all kinds are always welcome. Just bring whatever you like. The food is always good, and the fun is even better. Make every attempt to attend this event – you won't regret it. Bring your friends and family: everyone is welcome. We will have our monthly raffle and some casting games with prizes to close out the meeting. See you there.

Supporting Our Fish and Wildlife Scientists:



Scholarship winner Matt Weeber is pictured in the accompanying photograph. He was at last month's meeting to receive his \$2,000.00 scholarship from our club and gave an excellent presentation concerning his research on Bull Trout. He is yet another example of how your club dollars are being put to good use.

Keep your fly on the water.....Pete

Fly of the Month: "Carey Special"



Submitted by Hal Gordon. Photo by John McNally


Hook	2X Streamer Hook #4-14
Thread	8/0 Olive-Brown
Tail	Pheasant Rump (optional)
Body	Peacock Herl with Copper Rib
Hackle	Ringneck Pheasant Rump
Variations	Tie the body in olive, black or brown to match various aquatic species. Add weight with a brass bead or wrap the under-body with wire.


History: Thomas Carey developed this pattern for British Columbia lakes many years ago and its fame has since spread throughout the Pacific Northwest. Originally the tail and body was tied with brown bear, but was replaced over time with the more popular peacock herl. The long metallic blue-gray pheasant rump hackle comes to life in the water and produces an effect fish can not resist.

How to Fish: This versatile lake fly is best fished over shoals and weed-beds in less than six feet of water. It can be cast or trolled with a floating line and works best when stripped through the water. Begin with fast, short strips. If the fish are lethargic, slow the retrieve down and occasionally let the fly sink and retrieve to the surface. The Carey Special can imitate a leech, crayfish, dragonfly or damsel nymph, caddis or small bait fish depending on how and where it is fished. This pattern has proven itself as a stillwater classic and should always have a place in your fly box. It should work well at our upcoming outing on Laurance Lake.

Tom & Cindy
WIDEMAN
Service • Integrity • Results
KELLER WILLIAMS
REAL ESTATE

503-579-3129
Tom Direct 503-330-5505
Cindy Direct 503-806-6744

 If you know anyone who is thinking of buying or selling a home, have them call us. We promise to provide friendly, professional service!



Tying Instructions: Fix the hook in the vise and wrap a tight layer of wire along the hook shank for weight. Wrap several layers of thread over the wire to keep it from rolling on the hook shank. At the bend of the hook attach several inches of copper wire (red or brass are good colors) and 3-6 peacock herls. Half the herl should be tied in by their tips, the other half tied in by their base, reversing the individual herls will give the fly a smooth, well proportioned body. Wrap the herl towards the hook-eye (leave room for the hackle). Counter-wrap the herl with turns of copper wire to protect the fly body from aggressive fish. Tie the pheasant rump in by the tip and take 3-4 hackle wraps. The hackle should be fairly long and extend well past the bend of the hook. Secure the hackle with several generous wraps of thread and add a drop of cement to the thread.

Fly Donations

Like to tie flies? Want to show off some of your favorite patterns? Now is your chance. The organizers of the November Fly Tying Rendezvous, in which the WCFE is participating, have challenged the local clubs to donate hand-tied flies from their membership. Each participating tyer is being asked to tie a dozen flies, which will be used as door prizes at the Rendezvous. Let's show our brother and sister clubs that we have "the right stuff." If we start now, we could easily provide more flies than anyone else. If you have any questions, or have flies to contribute, please contact Pete Priepke or Hal Gordon.



RIVER CITY FLY SHOP

“The Friendly Place for Fly Fishermen to Meet”

 *The finest in fly fishing equipment at fair prices*


 *Large selection of fly tying materials and supplies*

 *Huge assortment of flies*

 *Guide services*

 *Fly tying classes*

 *Fly casting lessons*

 *Personalized service and help for the expert and novice alike*

11429 S.W. Scholls Ferry Road
Beaverton, Oregon 97008

Phone (503) 579-5176

Fax (503) 579-4935

Hours: 10:00 a.m. – 7:00 p.m. Tuesday through Saturday 10:00 a.m. – 5 pm Sunday
Monday: “Gone Fishing”

Washington County Fly Fishers
19720 N.W. Metolius Drive
Portland, OR 97229