



The Fly Line

Washington County Fly Fishers

Federation of Fly Fishers

"Cultivating the art of fly fishing through a spirit of fellowship and resource enhancement"

www.wcflyfishers-ore.com

Issue #130

December, 2011

December Chapter Meeting

Tualatin Hills Parks and Recreation, Cedar Hills

11640 SW Park Way (corner of Cedar Hills Blvd and Park Way), Room D, Basement Room

Thursday, December 1, 2011...6:00 p.m.

6:00 – 8:30	Holiday Banquet: Welcome to all members and guests. Other than a brief discussion of our plans and projects for 2012, the evening will be dedicated to eating and sharing fishing stories. Bring your family, friends, and appetite.
8:30 – 9:00	Raffle tickets will be sold throughout the banquet. A drawing will be conducted at the close of the dinner.

Holiday Banquet





Note: 6:00 p.m. start time at our temporary meeting location at Tualatin Hills Recreation Center. We should be back at the Westbrook Club House in January; the renovation should be completed by then.

Eating is as essential to our life as fishing, or nearly so. For that reason the banquet is our most popular club event of the year. It is a grand opportunity to season your fishing stories with some fantastic food. Good eats and good conversations with your friends and family – it doesn't get much better than that.

Remember that this is a family event, so feel free to bring anyone you like as guests. All we ask is that you bring your favorite side dish or dessert: casseroles, stuffing, bread, pie, cake, fruit, salad, etc. Bring your favorite family recipes -- people love to share them. We are also looking for a few volunteers to help with dishes and cleaning up after the dinner is finished.

The club provides the entrees: Dave Eisenhower will cook turkey, gravy, and potatoes. He will also cook the ham. The club will provide plastic tableware for the feast. If you prefer, you can bring your own metal utensils.

Raffle tickets will be sold throughout the banquet. Tom Wideman has put together a great set of prizes:

-  Steelhead outfit: rod, reel, and line
-  A dinner-for-two restaurant coupon
-  An assortment of knives
-  Fishing-related Christmas ornaments

Washington County Flyfishers
www.wcflyfishers-ore.com

President

Chuck Cooney
503-642-2186
cacjcooney@aol.com

Vice President

George Wilson
503-524-3781
george_wilson@comcast.net

Secretary

Janet Graves
503-997-7667
graves_janet@hotmail.com

Treasurer

Cary Maycumber
503-646-7743
tacklenet@frontier.com

Newsletter Editors

Pete & Kathi Priepeke
oregonfishwife@yahoo.com

Board of Directors

Gary Neilson, **Outing Chair**
503-649-1107
gneil@frontier.com
David Eisenhauer, **Librarian**
503-649-3804
dieisenhauer@gmail.com
Paul Keefner, **Awards Chair**
503-828-8400
p.keefner@yahoo.com
Paul Skelton, **Conservation Chair**
503-351-6182
paulskelton@comcast.net
John McNally, **Education Chair**
503-591-1972
jackdog1948@comcast.net
Hal Gordon, **Entertainment Chair**
503-642-1135
gordonhw@yahoo.com
Rich Taylor, **Website Chair**
503-356-8731
rich.taylor10@gmail.com
Tom Wideman, **Membership Chair**
503-579-3129
tom@widemans.com
David Wesley
503-848-0812
dcwesley@comcast.net
Don Nelson
503-579-5176
John Stalcup
503-538-0565
staljohn@frontier.com
Jerry Heppell
503-639-9408
gheppell5@frontier.com
Ralph Brooks
503-524-6217
rebrosks@bv.com
Bill Wolford
503-639-3509
wolfdojo1@yahoo.com

Winter Steelhead are on their way...

December marks the unofficial opening for winter steelhead. If you can stand the cold and wet weather, now is the time to pick up your steelhead gear: 7 or 8 weight rod, spey rod, switch rod or whatever your preference is. Listed below are some of the choices you have for the early part of the season.

- **Necanicum River:** this small but productive stream flowing through Seaside has some of the earliest returning steelhead. Fish should be available from tidewater to the 20-mile mark. Access along the river can be found behind Klotchie Creek Park. An old logging road will allow you to fish up or down river.
- **North Fork of the Nehalem:** the hatchery on this river provides some early returning fish. Access is limited without a boat, but you can fish down river using a trail that starts just below the handicapped fishing area at the hatchery.
- **Wilson River:** plenty of access is available along the first 25 miles of river along Highway 6. Just find a pull-out to park and start casting to likely looking runs.
- **Eagle Creek and Clackamas River:** Eagle Creek has early returning steelhead to its hatchery. Eagle Fern Park is a good place to start. The Clackamas River above and below Eagle Creek would also be a good place to try.
- **Nestucca River:** Early returning fish should be available from Cloverdale to Beaver. The prime of the native run is later in February, but hatchery fish from the "Three Rivers" hatchery usually bring in some early fish.
- **John Day and Deschutes River:** These Columbia Gorge streams do not have winter runs but still provide excellent fishing for summer runs during the early winter.
- **Sandy River:** this is one of the few rivers that can produce steelhead every month of the year. Give it a try.

The above destinations will provide you with the best opportunity to catch an early winter fish, but any of the other coastal streams, such as the Trask and the Kilchis, are worth a try. Pick one and dedicate yourself to learning its water.

Upcoming Events

**December 1st6 p.m., Holiday Banquet at Tualatin Hills
Parks and Recreation Center, Cedar Hills**

Note: There will be no Board Meeting in December
January 4thMonthly Meeting, Westbrook Clubhouse
Yearly election of officers begins

January 18th6:30 p.m., Board Meeting
7:00 p.m. Fly Tyers' Rodeo

February 1stMonthly Meeting

Fly of the Month: Those Pesky Gnats

Contributed by Ralph Brooks

They may be pesky in the outdoors at times but I love using gnat patterns on alpine lakes, back eddies, and spring creeks, especially midday in the dead of winter. While most of us are familiar with the Griffiths's gnat, there are a few more simple-to-tie gnats that I like to carry around and catch plenty of fish. Ever hear of the Orange Asher, Bloody Butcher, or Black Gnat? These are really representing gnat clusters, as all are bigger than a single gnat. My introduction to the Orange Asher is especially memorable to me. Fishing at a hike-in lake around 10,000 feet up in the Flattop Wilderness Area a genuine Colorado wrangler rides by chasing a few head of cattle. Asks me how I'm doing to which I responded, "not so good." Out of his saddlebag comes a box of flies! "Try this," as he hands me the Asher. The rest is history as I pretty much clean up the rest of the day and the fly was destroyed. Never know the fellows name but my fishing buddy and I just call him 3-tooth as it is about all he had! Here are the patterns:



Category	Trout
Hook	Size 16-24, standard dry
Thread	Black, 8/0 or finer
Body	Black thread, or red, orange or black floss, or peacock herl
Hackle	Neck or saddle hackle, black or grizzly

Griffiths's Gnat – peacock herl body & natural hackle. Invented by George Griffith of Michigan, for use on the Ausable River.

Black Gnat – peacock herl, black thread or black floss body & black hackle. It's a black Griffith's Gnat!!

Orange Asher – orange floss body & natural grizzly hackle. Invented by Jack Howarth of Colorado Springs for use on tailwaters.

Bloody Butcher - red floss body & black hackle. Origin uncertain.

How to Tie:

- 1) Begin by wrapping the shank with a single layer of thread, ending toward the rear of the shank.
- 2) Tie in the butt of a hackle at the rear of the shank. The quills should be about 1 ½ times longer or slightly more than the hook gap.
- 3) For the Griffith's, Butcher and Asher tie in the peacock herl or floss and wrap the thread forward. For the Black Gnat no body material is needed, so just wrap the thread forward to the eye.



- 4) Wrap the floss or peacock forward and secure with the thread.
- 5) Palmer the hackle forward, secure and whip finish the head.

Optional: a fine wire ribbing can be added to the fly to make it more durable. Tie the wire in at Step 2 and over wrap the hackle as a Step 6.

than not the fish delicately slurp the fish from the surface by moving upward from a feeding lane in moving water or cruising near the surface of a lake. If you like to fish the Fall River when the snow is deep, any of these flies in a size 20 or smaller can be deadly between 10 and 2!

How to Fish: Gnats are useful on lakes and rivers. They can be still fished on the surface or occasionally 'inched'. Dead drift them on moving water and in back eddies. More often



RIVER CITY FLY SHOP

"The Friendly Place for Fly Fishermen to Meet"

- The finest in fly fishing equipment at fair prices*
- Large selection of fly tying materials and supplies*
- Huge assortment of flies*
- Guide services*
- Fly tying classes*
- Fly casting lessons*
- Personalized service and help for the*

11429 S.W. Scholls Ferry Road
Beaverton, Oregon 97008

Phone (503) 579-5176

Fax (503) 579-4935

Hours: 10:00 a.m. – 6:00 p.m. Tuesday through Saturday 10:00 a.m. – 5 pm Sunday
Monday: "Gone Fishing"



*I can help you land
the home you want!*

Tom & Cindy
WIDEMAN
Real Estate Team
Real people. Real results.
CALL 503-579-3129

KELLER WILLIAMS
SINCE 1916

We're never too busy to take excellent care of your referrals!

Washington County Fly Fishers
19720 N.W. Metolius Drive
Portland, OR 97229