



The Fly Line

Washington County Fly Fishers

Federation of Fly Fishers

"Cultivating the art of fly fishing through a spirit of fellowship and resource enhancement"

www.wcflyfishers-ore.com

Issue #114

August, 2010

ANNUAL BBQ: SATURDAY, AUGUST 7th, 10 a.m. – 4:00 p.m.

We are not having our normal meeting at the club house this month. We are gathering at Cook Park on the Tualatin River in Tigard. See the insert inside this newsletter for a map and driving directions.

Fish, ribs, hot dogs and burgers will be provided and served. Casting games and float tube races will be featured (see *President's Message*). The first rod in our "Winner's Choice" raffle will be given away. Bring your friends and family along with your favorite side dish. This is our first attempt to have this event off site. Help us make it a tradition.

Winner's Choice Raffle

One rod a month starting in August will be given away through November. Winners will be able to choose any of the rods that remain. **We have one each of the following Echo Solo Rods for you:**

8'-6" – 4 wt – Medium Fast action – Retail value \$99.99

9'0" – 5 wt – Medium Fast action – Retail value \$99.99

9'0" – 6 wt – Fast action – Retail value \$99.99

9'0" 8 wt – Medium Fast action – Retail value \$99.99

Creating a travel rod that helps more people get into the sport of fly fishing was something that Tim Rajeff has been waiting a long time to do. Echo Solo rods blend performance and durability into a great looking three-piece design that will turn more than the fish's head. A beautiful gloss brown blank and premium components wrapped around a forgiving Medium Fast blank will help every new fly angler get the feel for a sport that will stay with them for a lifetime. Available in three trout sizes as well as an eight weight to cover salmon, steelhead, and saltwater species.

Echo Solo rods feature:

- **Three piece travel design**
- **Alignment dots for quick assembly**
- **Carbon fiber reel seat with anodized components**
- **Rich brown gloss blank**
- **Hard chrome single foot snake guides**
- **Rod sock and cordura travel case**



Washington County Flyfishers
www.wcflyfishers-ore.com

President

Chuck Cooney
503-642-2186
cacjcooney@aol.com

Past President

Pete Pripke
ppripke@gmail.com

Vice President

George Wilson
503-524-3781
george_wilson@comcast.net

Treasurer

Cary Maycumber
503-646-7743
tacklenet@verizon.net

Newsletter Editor

Kathi Pripke
oregonfishwife@yahoo.com

Board of Directors

David Wesley, **Outing Chair**
503-848-0812
dcwesley@comcast.net

David Eisenhauer, **Librarian**
503-649-3804
dieisenhauer@gmail.com

Paul Keefner, **Awards Chair**
503-828-8400
pkeefner@aol.com

Shane Stewart, **Conservation Chair**
503-640-8346
wetfly54@verizon.net

John McNally, **Education Chair**
503-591-1972
jackdog1948@comcast.net

Hal Gordon, **Entertainment Chair**
503-642-1135
gordonhw@yahoo.com

Rich Taylor, **Website Chair**
503-356-8731
rich.taylor2@gte.net

Tom Wideman, **Membership Chair**
503-579-3129
tom@widemans.com

Don Nelson

503-579-5176

John Stalcup

503-538-0565

staljohn@verizon.net

Jerry Heppell

503-639-9408

gheppell5@verizon.net

Ralph Brooks

503-524-6217

rebrosks@bv.com

Bill Wolford

503-639-3509

wolfdojo1@yahoo.com

August President's Message

August is a great time to be outside and we are going to take our August meeting outside to Cook Park, Shelter #3(Tigard) for our Potluck/BBQ and picnic. The date and time is August 7 (Saturday), from 10 AM to 4 PM. We should be set up and eating by noon. Please bring a serving utensil for your potluck dish and come early. Bring your item on ice if there's the chance it might spoil. The Club will provide BBQ Pork Ribs, Salmon and Halibut, cold drinks, plates, cups, knives, forks and spoons for your use. Cook Park allows ONLY beer and wine (bring your favorite – club provisions may not match your taste). The Park is on the Tualatin River so bring your family, friends and your Fly Rod for a day of fun at the park. **FREE** Casting lessons, Casting Competition and a float tube race (fins, tube, and a life jacket will be needed to participate).

August can be a hot month to fish. You need to protect yourself and the fish you are catching. If you are fighting a fish (trout) in warm water there is a good chance that you will not be able to revive your fish. Check your water temperature before you fish. Get off the water if the temperature is 70 degrees. You can always plan August as your Bass fishing month.....More Fly Fishing Days , Chuck

Upcoming Events

August 7thSaturday, annual club BBQ at Cook Park. No regular monthly meeting.

August 13th – 15th ...Umpqua Outing Cancelled

August 18thBoard Meeting, 6:30 p.m.

Fly Tying Night, 7:00 p.m.

September 1stMonthly Meeting at Clubhouse

September 15thBoard Meeting, 6:30 p.m.

Fly Tying Night, 7:00 p.m.

September 18thClub Outing: Coldwater Lake

October 6thMonthly Meeting

October 4th-8thOwyhee River Outing

October 8th – 9thCrooked River Outing

October 20thBoard Meeting, 6:30 p.m.

Fly Tying Night, 7:00 p.m.

November 3rdMonthly Meeting

November 13th-14th ..Deschutes River Outing

November 17thBoard Meeting, 6:30 p.m.

Fly Tying Night, 7:00 p.m.

December 1stHoliday Banquet

DIRECTIONS TO ANNUAL CLUB BBQ -- MAP ON REVERSE SIDE

Cook Park is located at 17005 SW 92nd Avenue -- Tigard, Oregon (near Tigard High School)

Traveling I-5 North

- Take exit #290/LAKE OSWEGO/DURHAM - go 0.2 mi
- Turn LEFT on LOWER BOONES FERRY RD - go 0.2 mi
- Turn RIGHT on SW 72ND AVE - go 0.2 mi
- Turn LEFT on SW DURHAM RD - go 1.3 mi
- Turn LEFT on SW 92ND AVE - go 0.5 mi
- Arrive at 17005 SW 92ND AVE, TIGARD. Cook Park is at the bottom of the hill.

Traveling I-5 South

- Take exit #291/CARMAN DR./KING CITY.
- Turn RIGHT on SW UPPER BOONES FERRY RD - go 0.2 mi
- Turn LEFT on SW 72ND AVE - go < 0.1 mi
- Continue on SW UPPER BOONES FERRY RD - go 0.2 mi
- Turn RIGHT on SW DURHAM RD - go 1.0 mi
- Turn LEFT on SW 92ND AVE - go 0.5 mi
- Arrive at 17005 SW 92ND AVE, TIGARD. Cook Park is at the bottom of the hill.

From Hwy 217 (from Lake Oswego area)

Take the Tigard/99W exit (Exit #6). Turn left onto Pacific Hwy. Go to 2nd light. Turn left on Hall Blvd. Follow Hall Blvd. 2 miles to Durham Road. Turn right on Durham Road. Turn left at next signal onto 92nd Avenue. Cook Park is at the bottom of the hill.

From Hwy 217 (from Beaverton area)

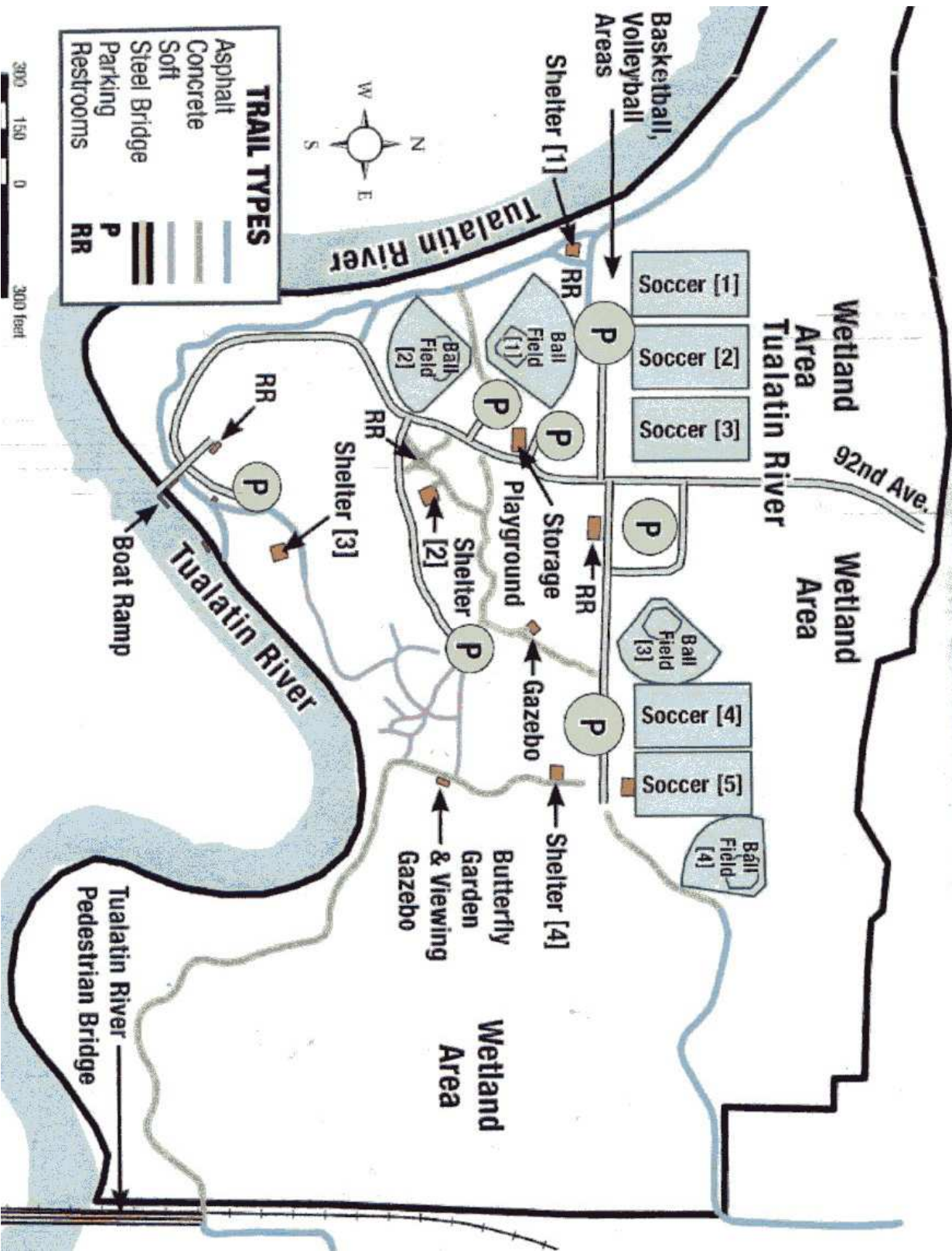
Take the Tigard/99W exit (Exit #6). Turn right onto Pacific Hwy. Turn left on Hall Blvd. which is the next signal. Follow Hall Blvd. 2 miles to Durham Road. Turn right on Durham Road. Turn left at next signal onto 92nd Avenue. Cook Park is at the bottom of the hill.

From 99W heading east (Sherwood/Newberg)

Follow 99W (Pacific Hwy) to Durham Road. Turn right on Durham Road. Follow Durham Road about 1 mile to the stoplight at 92nd Avenue. Turn right onto 92nd Avenue. Cook Park is at the bottom of the hill.

DRIVE ALL THE WAY THROUGH THE PARK (SOUTH) TO THE BOAT LAUNCH AND BEYOND TO SHELTER 3.

COOK PARK



Fly of the Month: Silver Doctor Tied By Kevin Erickson



Hairwing Silver Doctor:

Hook:	Standard or Low Water Salmon– Sizes 6 to 4/0.
Thread:	Red.8/0
Tag:	Fine Oval Silver Tinsel and Yellow Floss.
Tail:	Golden Pheasant Crest and imitation Blue Chatterer.
Butt:	Red dubbing.
Rib:	Medium Oval Silver Tinsel
Body:	Flat Silver Tinsel
Hackle:	“Silver Doctor Blue.” (a light vivid blue)
Wing:	Even thirds of Red, Blue and Yellow Calf tail
Topping:	Matched strips of Bronze Mallard Flank.
Head:	Red.

Tying Procedure:


Step One:

Attach the thread above the point. Wrap back to a position above the barb, securing a length of Fine Oval Silver Tinsel on the underside of the hook as you go. Wrap the thread back toward the point, then take three wraps of Tinsel and tie off, again on the underside of the hook.



Step Two:

Advance the thread back to a position above the point. Attach a single strand of Yellow Floss. Start wrapping the floss in smooth even wraps back to the tinsel and then back forward again. Tie off.



Step Three:

Select a Golden Pheasant Crest feather. Measure for length, trim off excess fibers and tie in above the point curving upward. Length is optional – generally 1½ times the gap. Trim the excess short and secure.



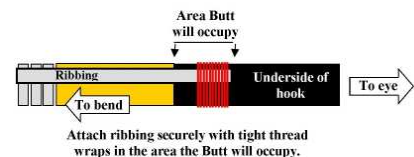
Step Four:

Select a small Blue Chatterer substitute (a small hen neck dyed light vivid blue works well) and measure so the tip goes to the middle of the Golden Pheasant Crest feather. Trim the fibers off the stem and tie in flat, good side up (curve down)



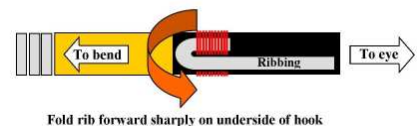
Step Five:

Attach the Oval Silver Tinsel for the rib under the tail. Trim the excess so it won't go past where the Butt will be positioned and secure tightly.



Step Six:

Sharply fold the ribbing forward.



Step Seven:

Wrap tightly over the fold, again not going beyond where the butt will be.



Step Eight:

Apply some red dubbing to the thread and form a small butt. Pull the ribbing back out of the way for now.



Step Nine:

Advance the thread in even wraps to the front of the area the body will occupy. Attach the Flat Silver Tinsel in the front of the body space – don't crowd the eye.



Step Ten:

Wrap the tinsel back to the butt in evenly spaced turns then reverse direction and wrap back up to the front and tie off.



Step Eleven:

Wrap the rib forward making five turns and secure. Trim off the excess of both the body and rib material.



Step Twelve:

Attach the hackle, take three turns and secure. Trim the excess closely.



Step Thirteen:

Measure a *small* amount (18 to 24 fibers) of Red Calf tail. Cut from the tail and clean out the unwanted shorter fibers by holding the hair at the tip end and pulling out the short fibers from the base end. Measure for length – normally the tips extend to the middle of the tail. Trim flush and tie in securely.




Step Fourteen:

Repeat the process for the Blue Calf tail. Extend them slightly longer than the Red fibers and tie in tightly on top of the Red fibers. Again - *don't use too much* – keep everything sparse.



Step Fifteen:

Repeat again for the Yellow Calf tail and tie in on top of the Blue. Trim the excess flush.



Step Sixteen:

Prepare the Bronze Mallard Flank by trimming a narrow (1/8" or smaller) strip off of the sides of a matched pair of feathers. Lay them down tip to tip and prepare to place them back to back.



Step Seventeen:

Match the Bronze Mallard back to back to create a downward sweeping strip. This is next tied in on top of the Yellow Calf tail, standing up on edge.



Step Eighteen:

Tie in the Bronze Mallard standing up on edge and curving down toward the tail. Build up a smooth head, whip finish, trim the thread and cement. You're done!



Kevin W. Erickson © August 2008

I can help you land the home you want!

Tom & Cindy WIDEMAN
Real Estate Team
Real people. Real results.
CALL 503-579-3129
KELLER WILLIAMS
REALTY GROUP

We're never too busy to take excellent care of your referrals!

HEADED FOR COLORADO?

I know some of you in the Club visit the Front Range region of Colorado from time to time. So here's a heads up on an unusual fly fishing opportunity — grayling! West of Fort Collins a half hour is Joe Wright Reservoir at the top of Poudre Canyon adjacent to highway CO-14. It is a beautiful alpine forest setting at an elevation of 10,000 feet less than 200 feet from the road. Fish the upper end of the reservoir (no waders or boat needed) with #14-18 Adams, mosquitoes, PMD or use small soft hackles. The grayling don't get big, 12-13", but there are lots to catch. West slope cutthroat are also in the lake to over 5 pounds. I was there in mid-July and had a ball with the grayling. *Ralph Brooks*





RIVER CITY FLY SHOP

“The Friendly Place for Fly Fishermen to Meet”

- The finest in fly fishing equipment at fair prices*
- Large selection of fly tying materials and supplies*
- Huge assortment of flies*
- Guide services*
- Fly tying classes*
- Fly casting lessons*
- Personalized service and help for the expert and novice alike*

11429 S.W. Scholls Ferry Road
Beaverton, Oregon 97008

Phone (503) 579-5176

Fax (503) 579-4935

Hours: 10:00 a.m. – 6:00 p.m. Tuesday through Saturday 10:00 a.m. – 5 pm Sunday
Monday: “Gone Fishing”

Washington County Fly Fishers
19720 N.W. Metolius Drive
Portland, OR 97229